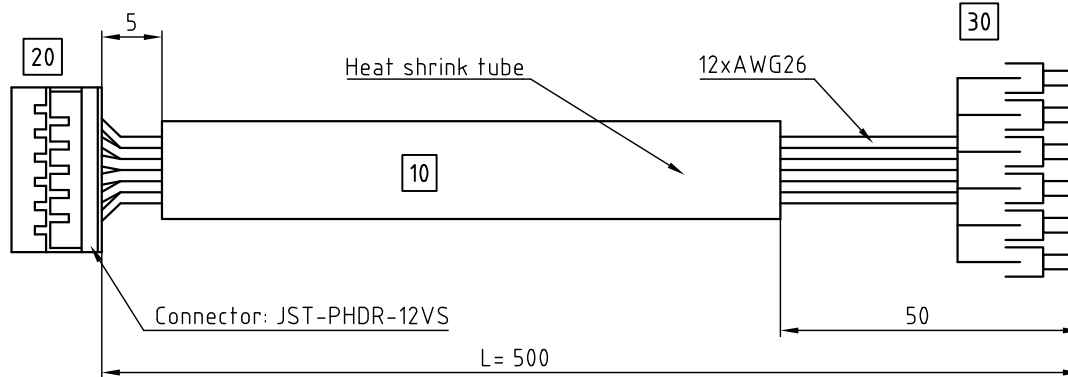
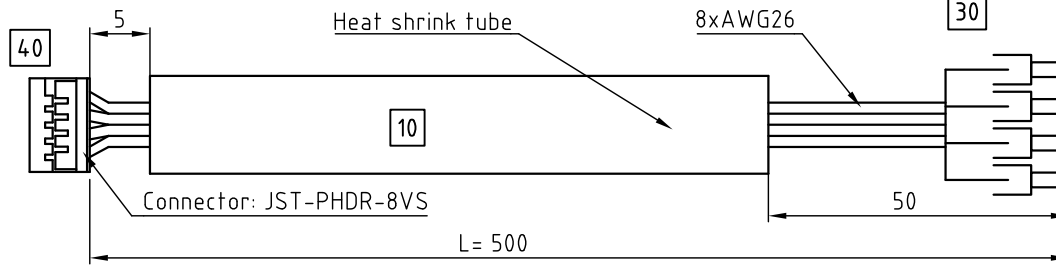
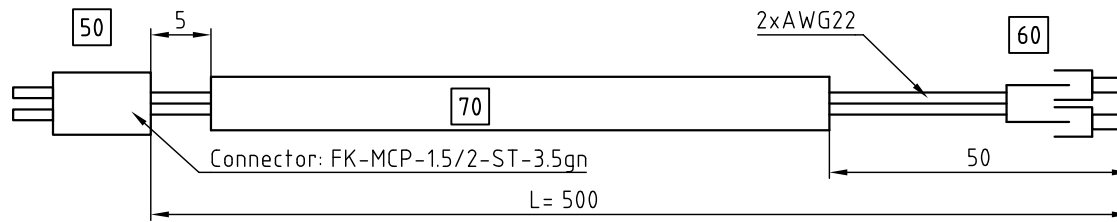


FK-MCP-1.5/2-ST-3.5 gn		
PIN No.	WIRE COLOUR	ASSIGNMENT
1	BK	GND
2	BN	Vcc

JST PHDR-8VS		
PIN No.	WIRE COLOUR	ASSIGNMENT
1	BU	GND
2	WH-PK	+UB extern
3	YE	RS485 Rx-
4	GN	RS485 Rx+
5	PK	RS485 Tx-
6	GY	RS485 Tx+
7	BN	CAN+
8	WH	CAN-

JST PHDR-12VS		
PIN No.	WIRE COLOUR	ASSIGNMENT
1	GY-BN	COM
2	RD	GND
3	BK	INPUT 1
4	VT	INPUT 2
5	GY-PK	INPUT 3
6	RD-BU	INPUT 4
7	WH-GN	INOUT 5
8	BN-GN	INPUT 6
9	WH-BU	ANALOG INPUT
10	WH-YE	OUTPUT 1
11	YE-BN	OUTPUT 2
12	WH-GY	OUTPUT 3



Position	Application 1	Application 2	Menge
10	Heat shrink tube	Length: 440mm	2
20	JST PHDR-12VS	12 pole	1
30	Wire end sleeve for AWG26	Isolated 8mm	20
40	JST PHDR-8VS	8 pole	1
50	FK-MCP-1.5/2-ST-3.5 gn	2 pole	1
60	Wire end sleeve for AWG22	Isolated 8mm	2
70	AWM STYLE 300V	Length: 500	1

REV	DESCRIPTION	DATE	APVD



ZK-PD4N

SCALE FREE	APVD	S.Ha.	11.03.10
X ±0.5	CHKD		
1PL ±0.2	DRN	J.W.	11.03.10
2PL ±0.1	SIGNATURE	DATE	
ANGLE ±30'			

CABLE SET PD4N

DWG.NO

ZK-PD4N